

ClimateCab Server Cabinet

Protect valuable servers and computer equipment against heat, dust and moisture.

- IP52 / NEMA 12 rated for protection against falling dirt, circulating dust, lint debris, and splashing liquids in indoor environments.
- Includes 19" rails with M6 mounting holes.
- Includes casters and levellers
- Fully welded body and door construction.
- Seamless door gaskets keep out dust and contaminants.
- Gland plate for sealed top or bottom cable entry / exit.
- Three-point locking handles on front and rear doors.
- Removable side panels enable easy attachment and relocation of air conditioning unit.
- GO GREEN – save energy and money by cooling only the cabinet rather than the whole room or IT centre.



24U ClimateCab

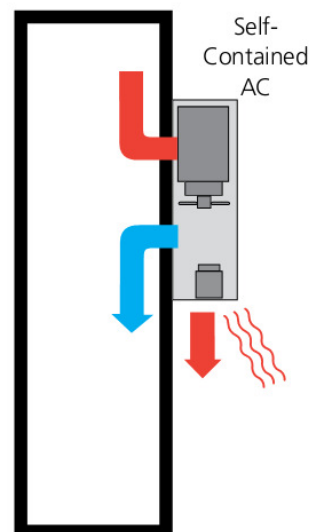
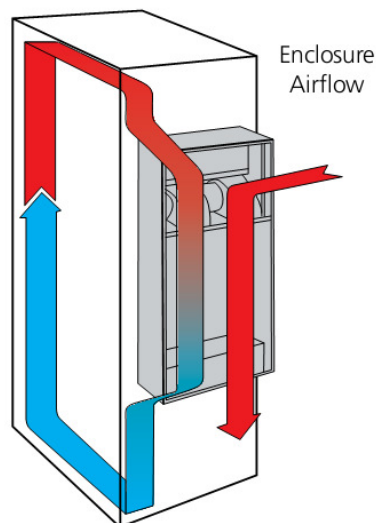
When you need to install rackmount equipment in less-than-ideal environments or in areas without existing cooling infrastructure, ClimateCab Server Cabinets are your answer. Their self-contained cooling system keeps your equipment housed in ideal conditions in virtually any location.

These units feature excellent access to equipment with removable, reversible doors and sides.

Air-Conditioning

These models are perfect for harsh environments and remote locations without cooling infrastructure. Air-Conditioning units keep equipment cool even with temperatures up to 55°C. A closed-loop cooling system recirculates air in the cabinet and keeps outside air out, while an internal evaporator eliminates condensation.

NOTE: ClimateCab Server Cabinets ship without the air-conditioning mounted. Mounting the AC unit takes a few minutes. The AC is secured to the cabinet with bolts. Please consider the weight of the AC and enlist the help of another person when installing.



Additional Features

The cabinet includes front and rear rails and a bag of fixings for 19" equipment. Convenient studs are provided on the door and body for bonding and grounding, and earth bonding cables are also included.

The cabinet is finished in satin black with a RAL7035 grey air conditioner outer case. Other colours are available on request. The side panel features a pair of handles and location hooks to make fitting by a single engineer possible.

Front and rear doors feature three point locking. This ensures a tight seal around the entire edge of the door.

In order to eliminate condensation the air conditioner is equipped with a condensate evaporator. This prevents a build-up of condensed water on the condenser. The side location of the air conditioner is another reason why condensation can be kept from your valuable servers. The condensed mix is vented to the exterior of the cabinet to keep the interior completely dry.

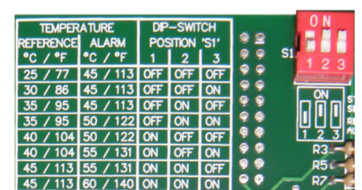
Note – Air conditioner appearance varies depending on voltage range and cooling capacity.



Controls

The air conditioner can be run with no special controls set, however the settings may be modified to accommodate most applications by removing a panel and adjusting three DIP switches.

A 5 wire connection block is supplied for wiring to a door open switch or alarm panel.



Door Open

A pair of connections may be used to stop the air conditioner from operating when the door is open. This prevents condensed water from collecting on the cold plates of the air conditioner.

Alarm

A pair of volt free contacts can be used to signal an alarm condition. Typically this is an over temperature and a pair of DIP switches enable the setting of the threshold for temperatures over 45, 50, 55 or 60 °C. The connector block to attach the alarm and door open wires is included in the pack.

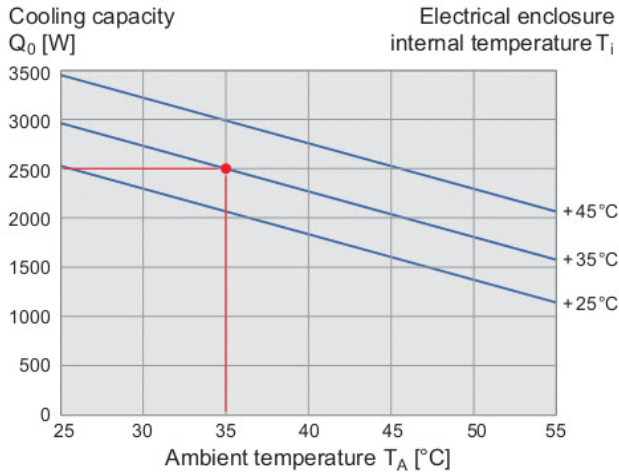


Temperature

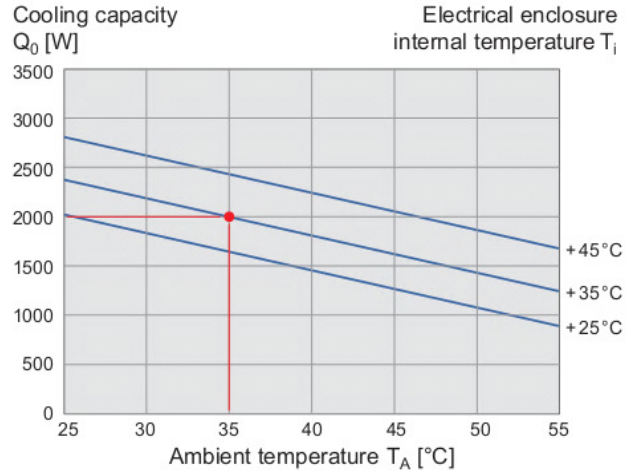
The internal temperature of the cabinet may be set to 25, 30, 35 or 40 °C by changing the position of the three DIP switches.

Cooling Capacity

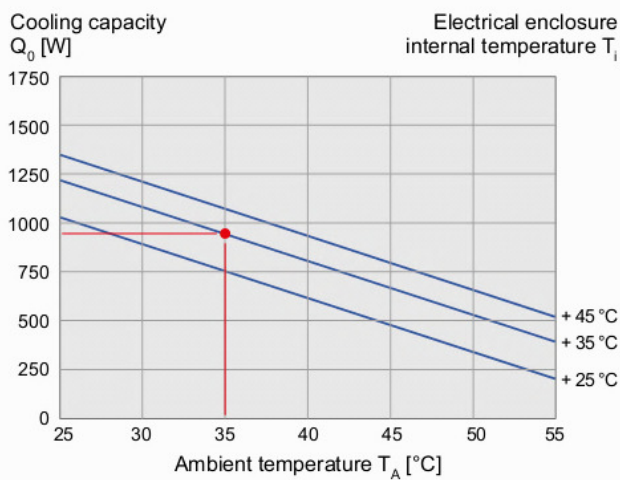
42U ClimateCab, 2500W



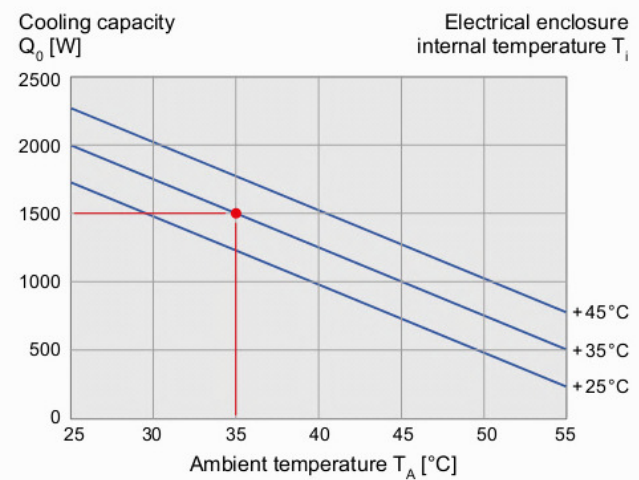
42U ClimateCab 2000W



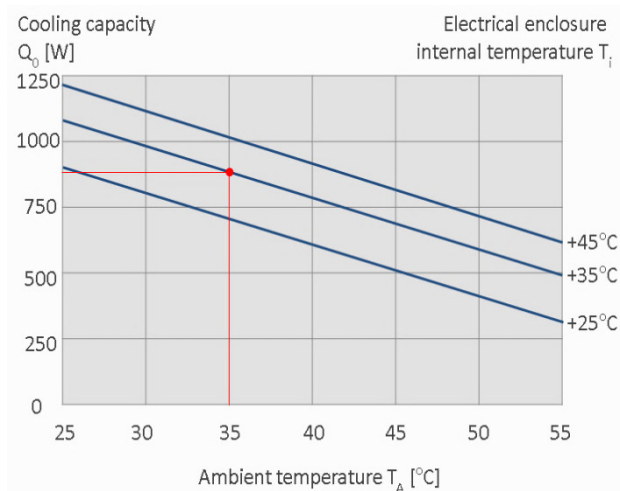
24U ClimateCab 950W



24U ClimateCab 1500W

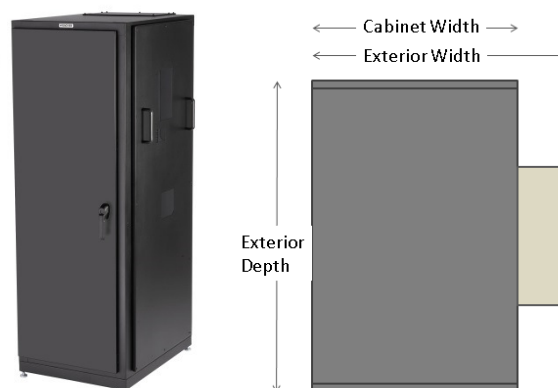


14U ClimateCab 870W



Cabinet Specification

Construction:	Body: Welded 14-gauge steel
Frame:	Welded 12-gauge steel
Doors:	14-gauge solid steel
Weight Capacity:	680 kg
Rack Units:	14U 24U or 42U
Weight Capacity:	680 kg
Coating:	Satin Black Powder Coat
IP/NEMA Rating:	IP52/ NEMA-12

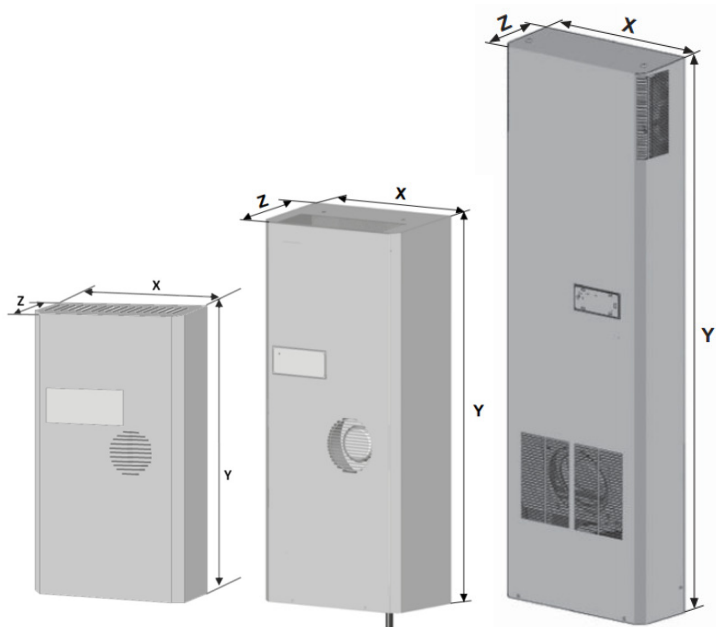


Rack Units	Height* (cm)	Cabinet Width* (cm)	Cabinet + AC Width (cm)	Depth* (cm)	Cabinet + AC Weight (kg)	Cooling Capacity	Cabinet Model/ AC Unit Model
14U	87.7	68	91.1	80.0	159.5 kg	2950 BTU (870W)	RM5008EU/ RMAC870EU
24U	132.1	76.2	101	111.4	225 kg	3240 BTU (950W)	RM5007EU/ RMAC950EU-R2
24U	132.1	76.2	101	111.4	228 kg	5120 BTU (1500W)	RM5007EU/ RMAC1500EU-R2
42U	212.1	76.2	101	111.4	295 kg	3240 BTU (950W)	RM5031EU + RMAC950EU-R2
42U	212.1	76.2	101	111.4	298 kg	5120 BTU (1500W)	RM5031EU + RMAC1500EU-R2
42U	212.1	76.2	100.2	111.4	328 kg	6825 BTU (2000W)	RM5030EU + RMAC2000EU-R2
*Includes Casters **Does not include removable side panel handle (where handle is included) ***Does not include front and rear handles							

Air Conditioner Specification

	870W	950W	1500W	2000W	2500W	Unit
Rated Voltage +- 10%	230v (Other options available on request)					V
Cooling Performance (EN14511)						
35° inside, 35° outside	870	950	1500	2000	2500	W
35° inside, 50° outside	580	520	750	1440	1800	
Power Consumption 50/60 Hz	524	515/623	907/1047	950/1150	1250/1500	W
Current Consumption 50/60 Hz	3.06	2.98/3.25	5.4/6	5.13/6.1	6.75/8.5	A
Starting Current 50/60 Hz	22.1	23.3/25.4	33.2/27.6	23/23	33/31	
Airflow internal/external	460/460	570/570		890/1200		m³/h
AC Power Connection	Spring type terminal block included					
Noise Level		<62		<65		dB(A)
Ambient Temperature Range		+15 - +55				°C
Control Temperature Range		25, 30, 35, 40, 45				°C
Refrigerant	R134a					
Weight (without packaging)	29.5	38	41	71		kg
Condensate Management	NA	Internal Evaporation Included				
Protection	IP52(Cabinet) IP54 (Air Conditioner)					

Air Conditioner Dimensions



	RMAC870EU	RMAC950EU RMAC1500EU	RMAC2000EU RMAC2500EU
X	38.0 cm	41.0 cm	48.5 cm
Y	59.9 cm	96.4 cm	154.3 cm
Z	23.1 cm	24.8 cm	24.0 cm



Commissioning

Cabinet sides are pre-machined to match the air conditioner. The sides are fixed to the cabinet using screws and a rubber gasket. Sturdy handles and hooks at the base of the side panel reduce the physical effort required to fit the air conditioner. Sealing gaskets supplied with the air conditioner are inserted around the edges of both apertures. No specialist tooling or skills are required to install the Climatecab Server Cabinet.

Item	Code
ClimateCab Server Cabinet, 14U	RM5008EU
870W Air Conditioner for ClimateCab 14U	RMAC870EU
ClimateCab Server Cabinet, 24U	RM5007EU
950W Air Conditioner for ClimateCab 24U	RMAC950EU
1500W Air Conditioner for ClimateCab 24U	RMAC1500EU
ClimateCab Server Cabinet, 42U (for 1500W AC)	RM5032EU
1500W Air Conditioner	RMAC1500EU
ClimateCab Server Cabinet, 42U (2000- 2500W AC)	RM5030EU
2000W Air Conditioner for ClimateCab 42U	RMAC2000EU
2500W Air Conditioner for ClimateCab 42U	RMAC2500EU
AC Power Cord IEC C20	RMAC-C20-05M
BS1363 (UK)	RMAC-UK-05M
Schuko (Europe)	RMAC-EU-05M

What's included:

ClimateCab Server Cabinet
Air conditioning unit
Mounting hardware
Gaskets
Instructions
Casters
Levelling Feet
Adjustable Rails
Gland plate for floor or roof
Earth bonding kit

Note: Please specify cabinet, air conditioner, and power cord when ordering.